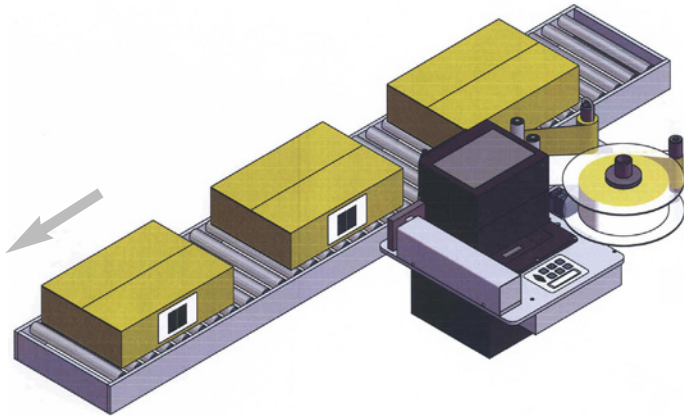
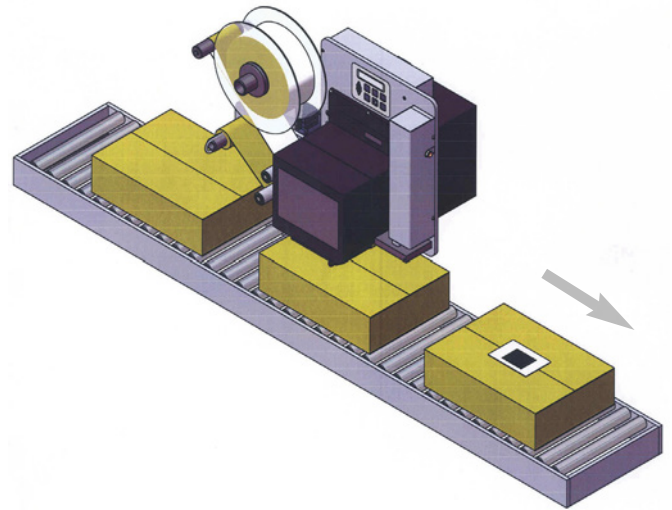


# Print Apply solutions



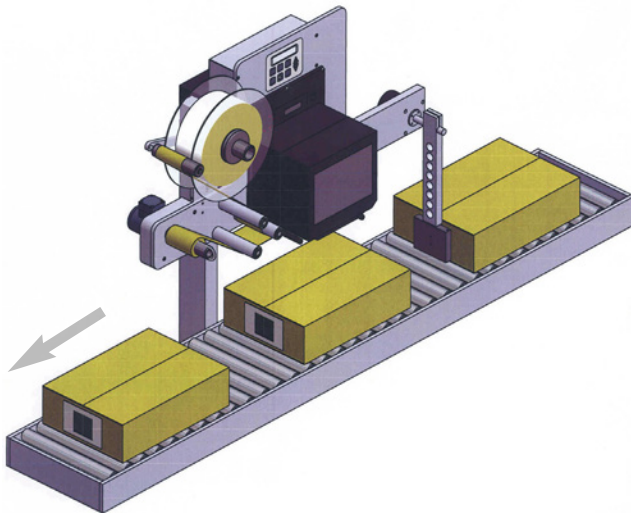
## Side position.

Applying of the label on the side of the product.  
The label can be applied during movement of the product, or while it is stopped.



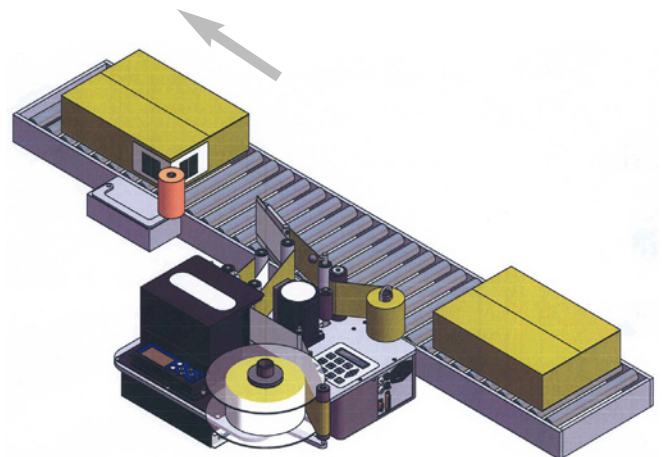
## Top position.

Applying of the label on the top surface.  
The label can be applied during movement of the product, or while it is stopped.



## Front position.

Applying of the label on the leading front of the product.




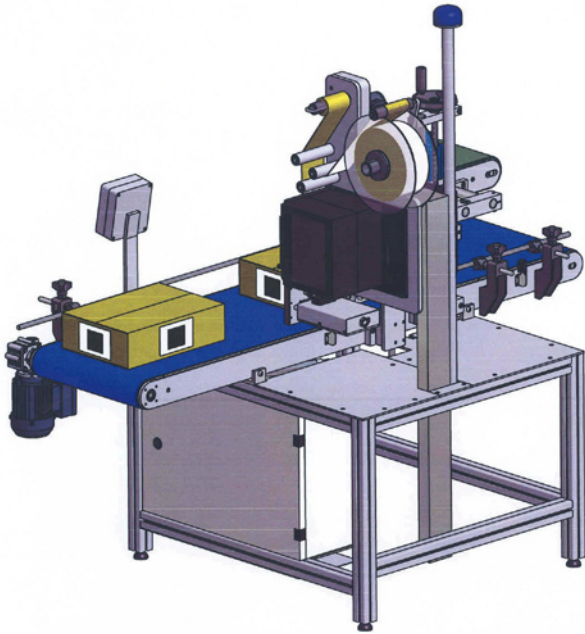
## Around corner.

Applying of a label on the side and on the rear end of the product.

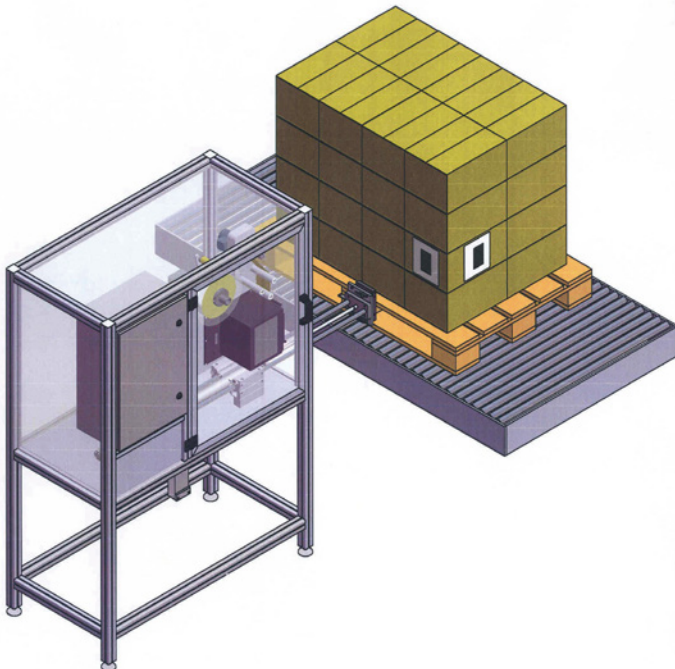


*your partner for labelling solutions*

# System solutions



Above illustrations show a complete Print/Apply system, on its own base and with conveyor. It can apply a label on the leading front and/or, on the side of a carton during transport.



## Pallet labelling

EME design and produce systems for pallet labelling in many configurations. Applying of printed labels on one, two or three sides can be delivered. Label formats can be up to 6" wide and in desired length.

The systems are supplied in cabinets with industrial strength and design, for reliable operation and long lifetime.



Office: +353 (0)404 80027  
Mob: +353 (0)87 236 7502  
Web: [www.gisltd.ie](http://www.gisltd.ie)  
Email: [info@gisltd.ie](mailto:info@gisltd.ie)